

PARTS LIST

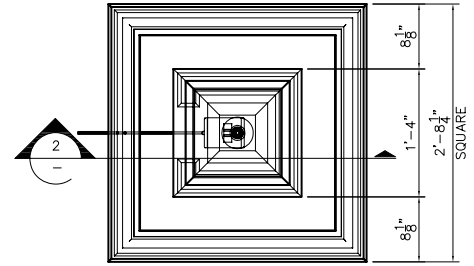
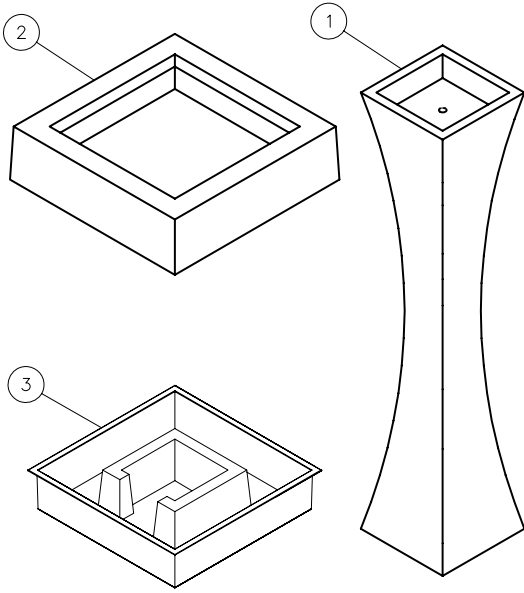
ITEM NO	COMPONENT	PART NO.	DESCRIPTION	MANUFACTURER	QTY	REMARKS
①	FOUNTAIN	-	74" H x 16"W x 16"L   FOUNTAIN - GFRC	TREVI	1	COLOR OPTIONAL
②		-	32-1/4"W x 32-1/4"L x 9"D BASE - GFRC	TREVI	1	COLOR OPTIONAL
③		-	28-3/4"W x 28-3/4"L x 6-5/8"D SQUARE BASEN - PLASTIC	TREVI	1	BLACK
④	TUBING	-	3/4" DIA PVC COUPLER SOCKET END	-	1	PRE-INSTALLED
⑤		-	3/4"x1/2" DIA PVC CONCENTRIC REDUCER SOCKET END	-	1	PRE-INSTALLED
⑥		-	1/2" DIA x 4'-6"LG PVC PIPE PLAIN END	-	1	PRE-INSTALLED
⑦	PARTS BAG	A101	1/2" DIA BALL VALVE PVC SCH. 40 150 PSI	-	1	
⑧		A101	5/8" O.D. x 2'LG TUBING - CLEAR VINYL PLAIN END	-	1	
⑨		A101	SHIM PLASTIC	EZ - SHIM	4	
⑩	PUMP		1"x1/2" DIA ADAPTER THREADED	JEAN TECH INC.	1	
⑪		-	MODEL 7 - WP3000, 700 GPH SUBMERSIBLE PUMP	JEAN TECH INC.	1	

NOTE:

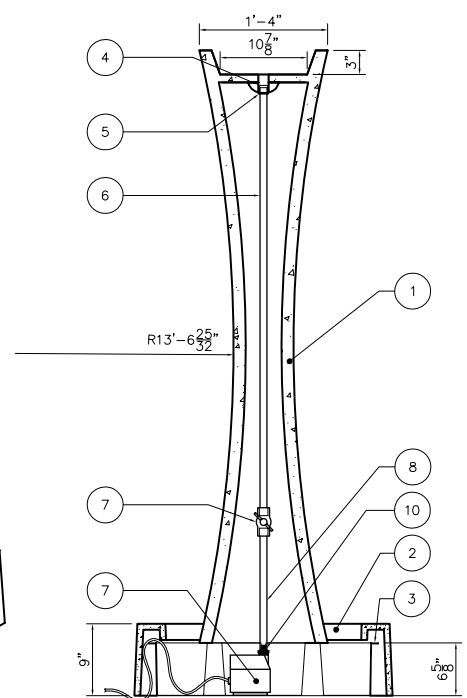
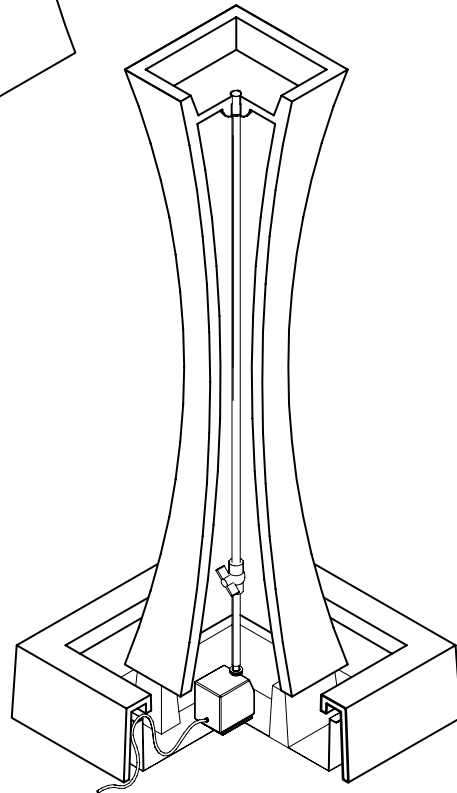
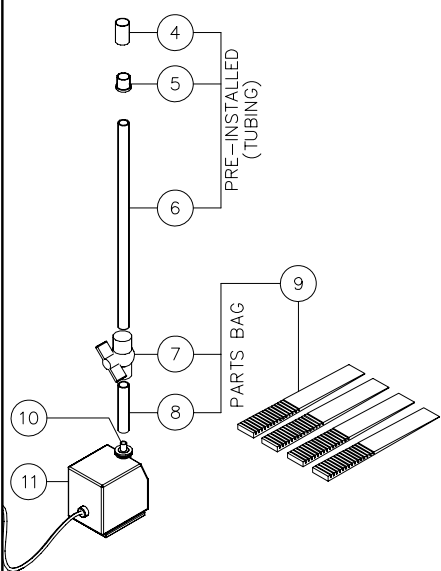
Electrical supply must conform with local & national regulation/codes. If in doubt consult an electrician.

To ease connections hot water may be used to soften PVC tubing. Pump and plumbing details may vary.

Precautions should be taken to prevent damage from water freezing in reservoir.



① PLAN VIEW  
SCALE: 1/2"=1"



② SECTION  
SCALE: 1/2"=1"

IIIF-LARGE\_SHOP.DWG